










Favorite Flavor	
Number of Books Read	
Sam	
Eliana	
Lindsey	
Vanilla	
Chocolate	
Strawberry	

Each  stands for 3 votes.

How *many more* chose vanilla than chocolate? _____




Favorite Subjects	
Math	
Reading	
Social Studies	

Each  stands for 2 votes.

How many *more* votes did Reading get than Math? _____

NAME _____

3.MD.3

October Weather	
Sunny	
Rainy	
Cloudy	

Each  stands for 2 days.

How many *more* sunny days were there than rainy? _____

Anthony baked 6 cookies. Make a pictograph of the data.

Think it through . . .

You need a title.

You need a symbol (picture) of a cookie.

Each cookie picture should equal 2 cookies.

Andrea baked _____ cookies.

Kalynne baked _____ cookies.

Anthony baked _____ cookies.

Now fill in the graph:

Each _____ stands for _____.