


Name _____


Exploring Area

Fill in squares with your pencil. Make three shapes, each with an area of 6 square units.


1.



2.

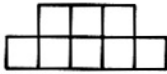


3.

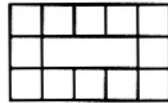


Find the area of each figure. Label your answer in square units.

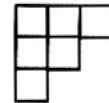
4.



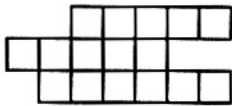
5.




6.



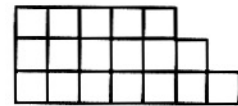
7.




8.



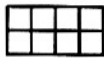
9.



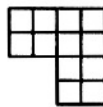
VISUAL THINKING

The area of this figure is 4 square units. 
Write the area of each figure below.

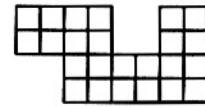
10.



11.



12.



13. Write a sentence telling how you found your answers.

Exploring Area

Answer Key

- 1.–3. Answers will vary. Check shapes.
4. 8 sq units
5. 12 sq units
6. 6 sq units
7. 16 sq units
8. 15 sq units
9. 18 sq units
10. 8 sq units
11. 12 sq units
12. 24 sq units
13. Answers may vary. Possible answers: I counted the units; I found the number of groups of 4 square units and multiplied that number by 4.

